

## PerfectJournal

The purpose of PerfectJournal for Windows is to create a powerful personal journaling program but also provide a solution that has the ability to publish RSS/XML files that can be used on the popular blogging web sites. PerfectJournal changes the way you capture, management, keyword and store critical thoughts and information.

The second important feature is for people that do a lot of blogging. The reason for adding this feature is that the users are often required to create all these journal entries directly on the blogging site and they may not want to publish that time of information there. There has even been a recent case where a really large blogging site just shut down and went out of business and all of the subscribers lost an extensive number of journal entries. Our goal is to capture these journal entries and allow users to select and publish at their leisure.

### Features

PerfectJournal is packed with features which are to numerous to list.

- Full HTML editor included with support of stylesheets
- Full support of Windows themes. Changing theme on you computer you can be sure that PerfectJournal will look according the new theme you setup
- Capture all your notes in one place
- Tab based interface to easily move between notes
- Can automatically recall your previously worked-on documents
- Build your own Keyword list to apply to notes
- Build your own logical Folder structure for the storage of your notes
- Rate your notes and sort on those ratings
- Automatically assigns keywords to notes based on your keyword list
- Build folder structure for all your notes
- View all notes entered based on time line
- Associate images to notes
- Automatic Spell Check like you see in other applications
- Publish to Blogger.com your journal entries
- Works and acts like Microsoft Office programs
- Publish your notes directly to RSS, Microsoft Word or your Email Program
- Works on Windows 98, 2000, 2003 and XP. Must have the .NET framework 1.1 installed
- Editor Preview Area containing associated images, keywords, flags and document rating along with who and when worked with the document
- Ability to group documents by folders, date of creation and keywords
- Small note sheet like application allowing to compose and store a thought with a couple of clicks

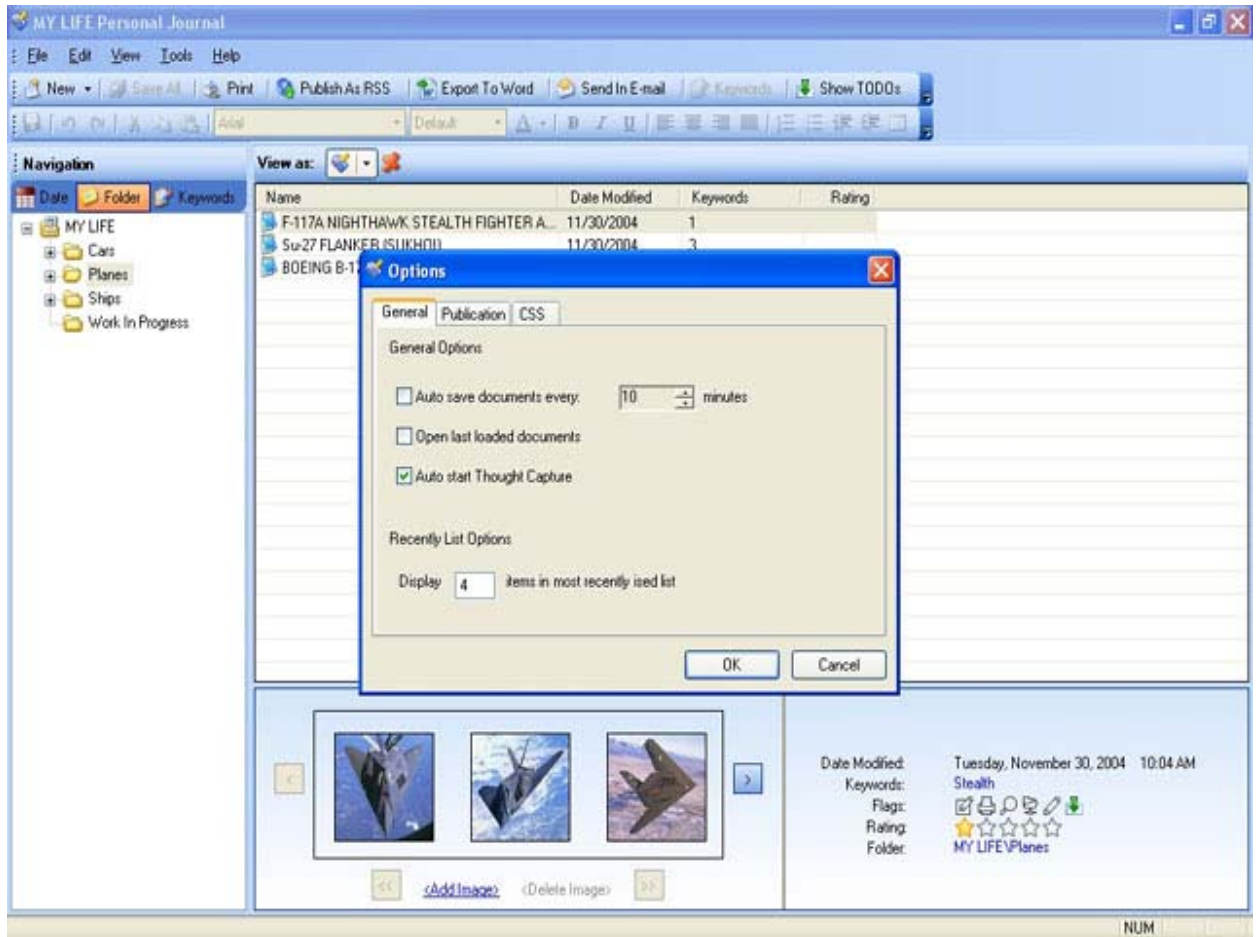
**Technologies:** the program leverages the .NET platform, is written with C#.NET, XML, XHTML, RSS, Windows Forms, SandBar, FireBird database engine and .NET v1.1.

Customer: **Extend Labs.**

Year: 2004-2005

URL: <http://www.perfectjournal.com>

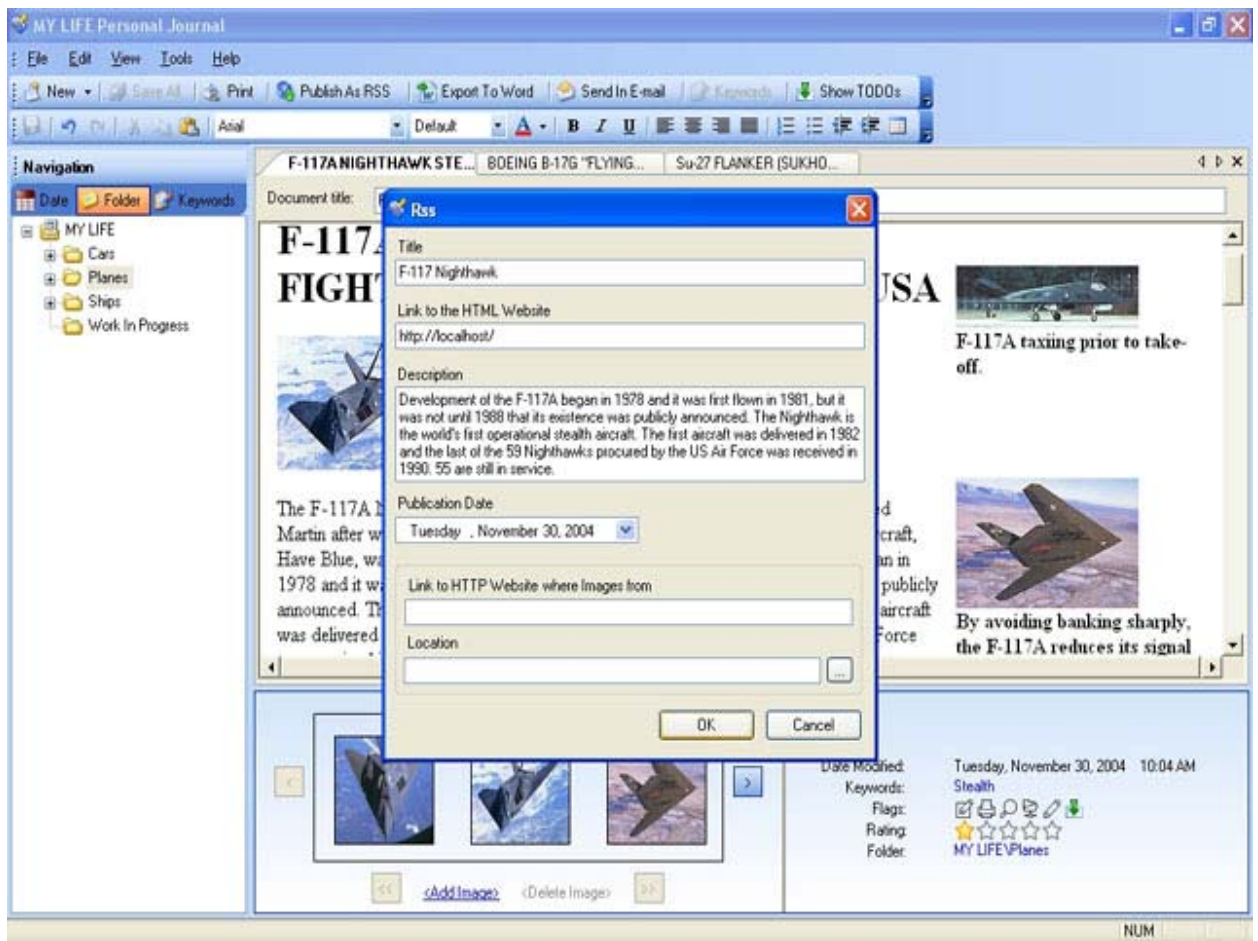
# Screenshots



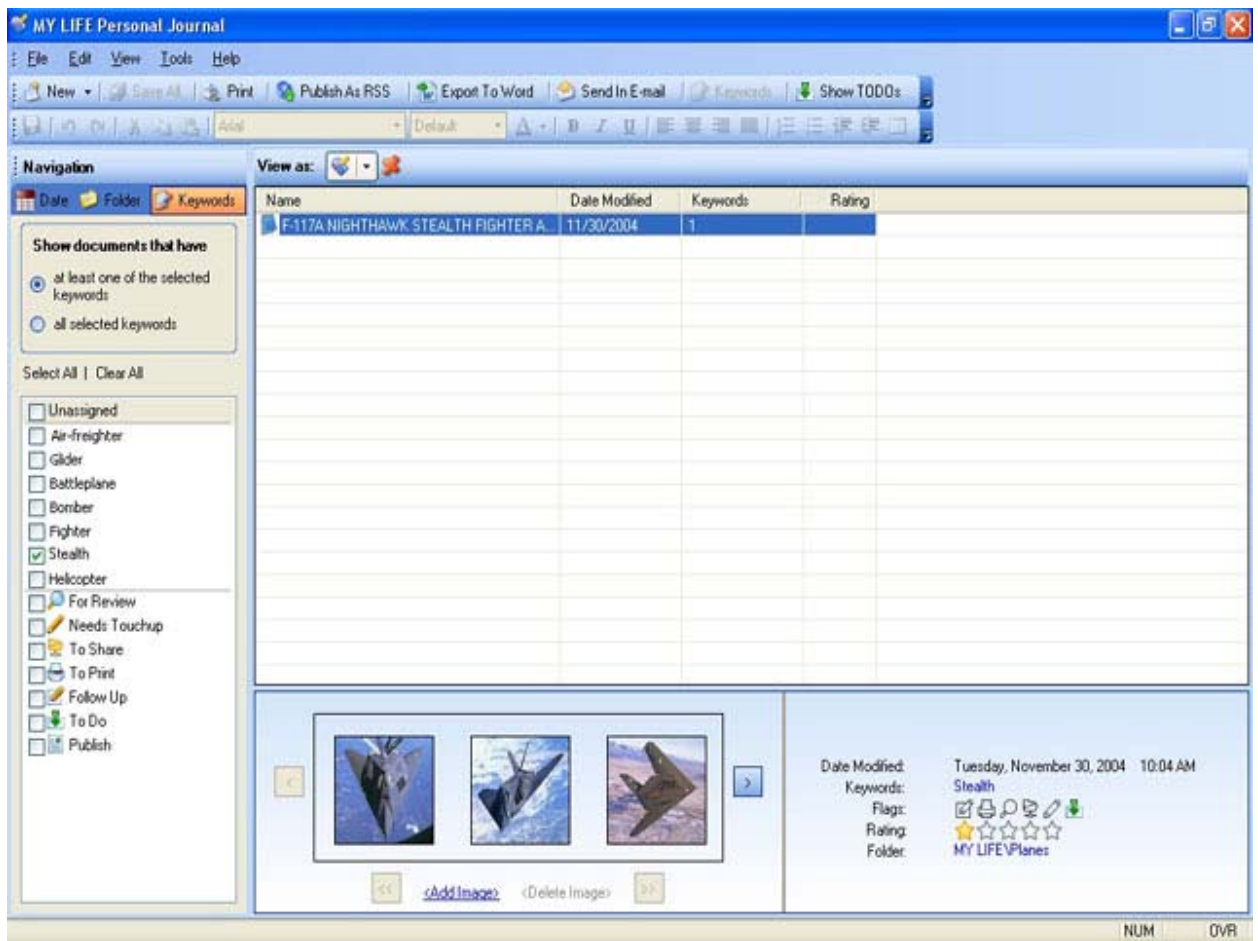
MyLife Options

The screenshot shows the 'MY LIFE Personal Journal' application window. The title bar reads 'MY LIFE Personal Journal'. The menu bar includes 'File', 'Edit', 'View', 'Tools', and 'Help'. The toolbar contains icons for 'New', 'Save All', 'Print', 'Publish As RSS', 'Export To Word', 'Send In E-mail', 'Keywords', and 'Show TODDs'. The 'Navigation' pane on the left shows a tree view with folders: 'MY LIFE', 'Cars', 'Planes', 'Ships', and 'Work In Progress'. The main document area has a title 'BOEING B-17G 'FLYING FORTRESS'' and contains an image of a Boeing B-17G Flying Fortress aircraft with the caption 'Boeing B-17G "Flying Fortress" USAF Museum'. Below the image is a paragraph of text: 'The Flying Fortress is one of the most famous airplanes ever built. The [B-17 prototype](#) first flew on July 28, 1935. Few B-17s were in service on [December 7, 1941](#), but production quickly accelerated. The aircraft served in every WW II combat zone, but is best known for daylight strategic bombing of German industrial targets. Production ended in May 1945 and totaled 12,726.' At the bottom of the window, there is a gallery of three small images, a 'Date Modified' field showing 'Tuesday, November 30, 2004 9:50 AM', a 'Keywords' field with a link to assign keywords, a 'Flags' field with icons, a 'Rating' field with five stars, and a 'Folder' field set to 'MY LIFE\Planes'. The status bar at the bottom right shows 'NUM' and 'OVR'.

### MyLife Edit document



### MyLife PublishRSS



MyLife View by keywords